



## BRING YOUR OWN DEVICE

### WHAT IS Bring Your Own Device (BYOD)?

BYOD refers to students bringing a personally owned device to school for the use of learning.

### DEVICES TO BE USED

Students can bring devices to school that follow the required device specifications. These specifications ensure that the device will connect to the school WiFi

### GENERAL INFORMATION

Whilst it is recommended that parents purchase a device with the specifications contained within this document, parents are able to select a device of their choosing. As a general guide a device with higher specifications and the latest software will last longer in the school environment.

Students will be provided with their log in details for the various applications when they commence school.

WINTHROP can also provide a cost-effective device, software and warranty package with parents making their own purchasing arrangements with the company. Included in the package will be drop off/pick up from Perth Modern School and drop off at Winthrop for repair.

Log onto PMS Website and click on the WINTHROP Parent Portal

<https://sales.winaust.com.au/shop/perthmod2019>

### STUDENT AND FAMILY RESPONSIBILITY

Students and Parents must:

- Ensure their device is safe and secure at alltimes
- Ensure device is fully charged every morning before school
- Students are to back up data at least once aweek
- Teachers must be given access to the laptop upon request
- The expectation of game playing, social internet browsing and indiscriminate communication across the campus will not occur
- Students should minimize printing by submitting their work online using the online learning management system "CONNECT"
- Perth Modern School is *unable* to accept responsibility for lost, damaged or stolen devices.

### TECHNICAL SUPPORT

The IT Technical Officers are dedicated to helping our students with problems that may arise and will endeavor to resolve any issues, but are under no obligation to provide support for any problems with BYOD hardware.

### INSURANCE

Students are responsible for the care of the device whilst at school as it is the student's property. We suggest parents check with their insurance company to confirm their level of cover. Please note that some insurance packages automatically include devices when away from home, others may require additional cover.





## FREQUENTLY ASKED QUESTIONS

Why do the BYOD requirements specify an active pen?

- An active pen (stylus) provides many functions. It operates as a mouse and can be used to navigate, select and access sensitive menus
- As a tablet device the stylus allows students to interact directly with the information on the screen, without the use of paper and pen
- Students can edit documents, make notes, correct and mark work, complete forms on the device that are electronic but not easily typed onto

What if my device does not have an active pen?

- Your device will need a mouse or touch screen to navigate

How will teachers alter their teaching to incorporate these devices?

- Teachers will spend time helping students familiarise themselves with working in an online environment. This will include using a core set of resources such as Connect, OneNote, Word, PowerPoint and other learning applications

## WHAT IS CONNECT?

- Connect is a Department of Education online learning management tool. Connect provides access to class discussions, notices, online resources, assignments and allows work to be submitted online  
<https://connect.det.wa.edu.au>

## WHAT IS ONENOTE?

- OneNote is a Microsoft Office program that allows you to organise your documents and notes into one easy location
- You can create categories for different topics and type, write or draw directly into the OneNote pages

## WILL STUDENTS BE CATERED FOR IF THEY FORGET THEIR LAPTOP?

The Parsons Resource Library has a small number of notebooks for borrowing throughout the day. These are a short-term backup as they do not have the same specifications as the BYOD.

## MISUSE OF DEVICE DURING SCHOOL

- Internet access on the device will be filtered through the school and the students will be prohibited from connecting to other networks while at school.
- Students will comply with the Department of Education (DOE) and School Policies concerning the use of BYODs at school and while connecting to the DOE network. Department of Education Student online policy is located at <http://www.det.wa.edu.au/policies>
- Students and parents need to be aware of and abide by the condition that PMS will be implementing a classroom management system and it is compulsory for all BYODs to have this installed and not removed.











DEVICE SPECIFICATIONS	
FORM FACTOR	LAPTOP / TABLET DEVICE or CONVERTIBLE DEVICE TOUCH SCREEN- KEYBOARD-ACTIVE PEN
PHYSICAL DIMENSION	MINIMUM SCREEN SIZE 25cm (10 inch)
OPERATING SYSTEM	MICROSOFT WINDOWS APPLE iOS 9 or newer
WIRELESSCOMPATIBILITY	DEVICE MUST HAVE 5GHz 802.11n SUPPORT This may be advertised as "Dual Band Wireless" "802.11abgn", "802.11agn"
BATTERY LIFE	BATTERY LIFE AT LEAST 6 HOURS
RECOMMENDATIONS	MINIMUM RAM 4GB DISK CONFIGURATION 128GB PREFERABLE SSD
SOFTWARE & APPLICATIONS	
The device must meet all of the following functional requirements pertaining to software	
OPERATING SYSTEM	AS PER THE HARDWARE SPECIFICATION
WEB BROWSER	ANY MODERN WEB BROWSER
MULTIMEDIA PACKAGE	ADOBE WEB & DESIGN - If needed
OFFICE PACKAGE	OFFICE 365 - Online download
SECURITY SOFTWARE	VIRUS PROTECTION-Parent download
TEACHER CONTROL SOFTWARE	DOWNLOAD FROM CONNECT
DEVICE SETUP	
<ul style="list-style-type: none"><li>• Student logins will be given at school therefore will not be able to download Office 365 until then</li><li>• Laptop to be named by students firstname.lastname</li></ul>	



SOFTWARE / APPLICATIONS

	<p>Student will receive their login at school and commence to log into Webmail</p> <p><a href="mailto:Firstname.surname@student.education.wa.edu.au">Firstname.surname@student.education.wa.edu.au</a></p> <p>Windows OS: Select Office365, download Office2016 &amp; install using their student email address</p> <p>Apple OS: Select Office365, Office2016- other install using their student email address</p> <p>IPAD PRO: Download via App Store-log in using their student email address</p>
	<p>Student to save this on their browser for printing Print on in PDF</p> <p><a href="http://e4042s01sv006:9191/user">http://e4042s01sv006:9191/user</a></p>
	<p><a href="https://get.adobe.com/reader/">https://get.adobe.com/reader/</a></p>
	<p>Login in online with your school credentials</p> <p><a href="http://clickview.perthmodern.wa.edu.au">http://clickview.perthmodern.wa.edu.au</a></p>
	<p>WIRELESS 5 or WIRELESS 2.4 network to be used at school. Login with your school credentials.</p>
 <p>Adobe® Creative Cloud™</p>	<p>Perth Modern School will <u>not supply</u> this software for BYOD</p> <p>Student to log into: <a href="https://www.adobe.com/au">https://www.adobe.com/au</a></p> <p>Look under the student/teacher download</p>